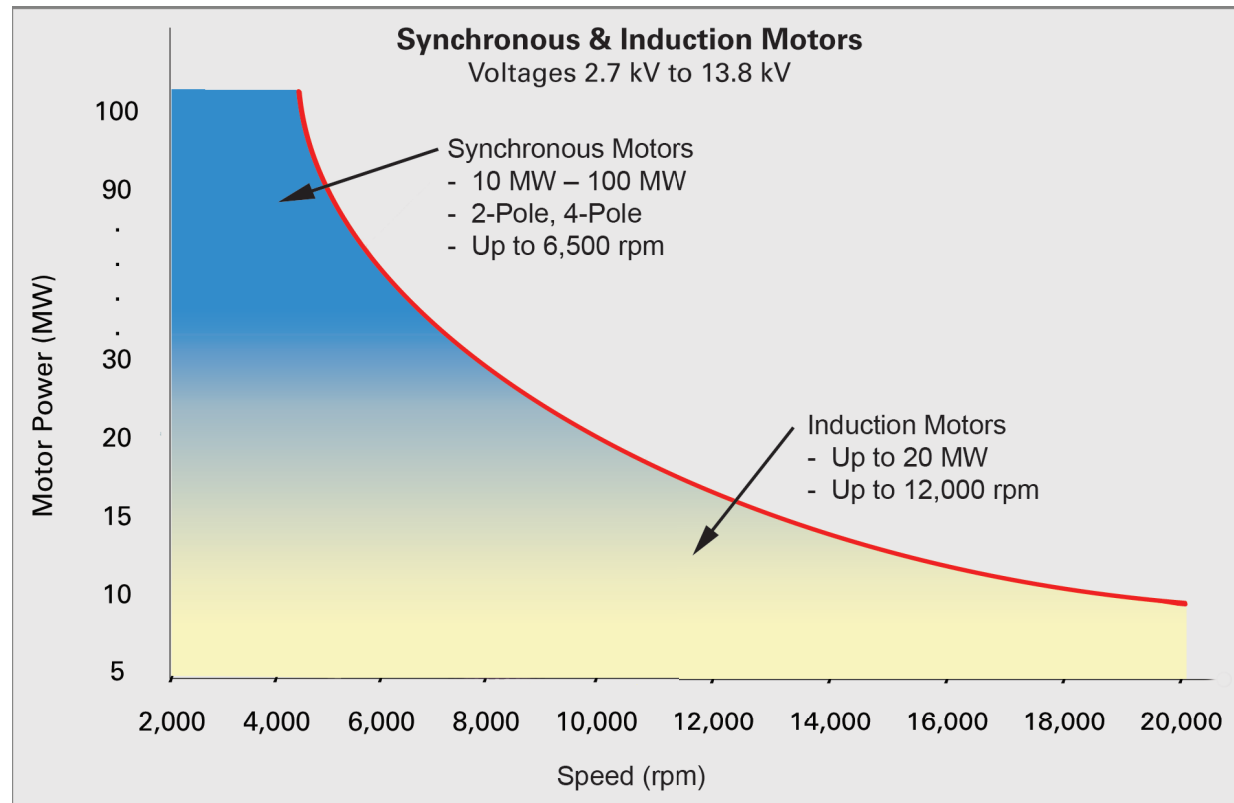
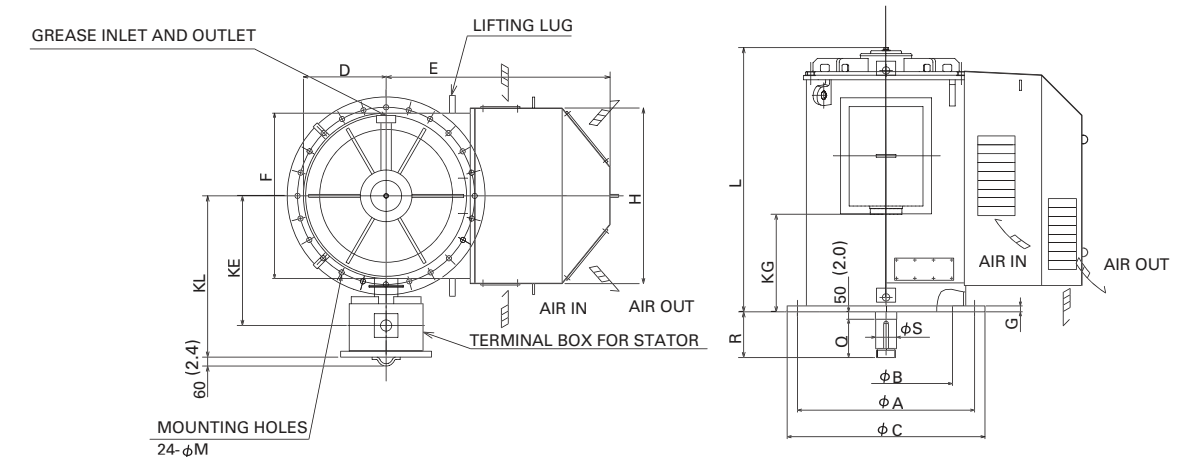
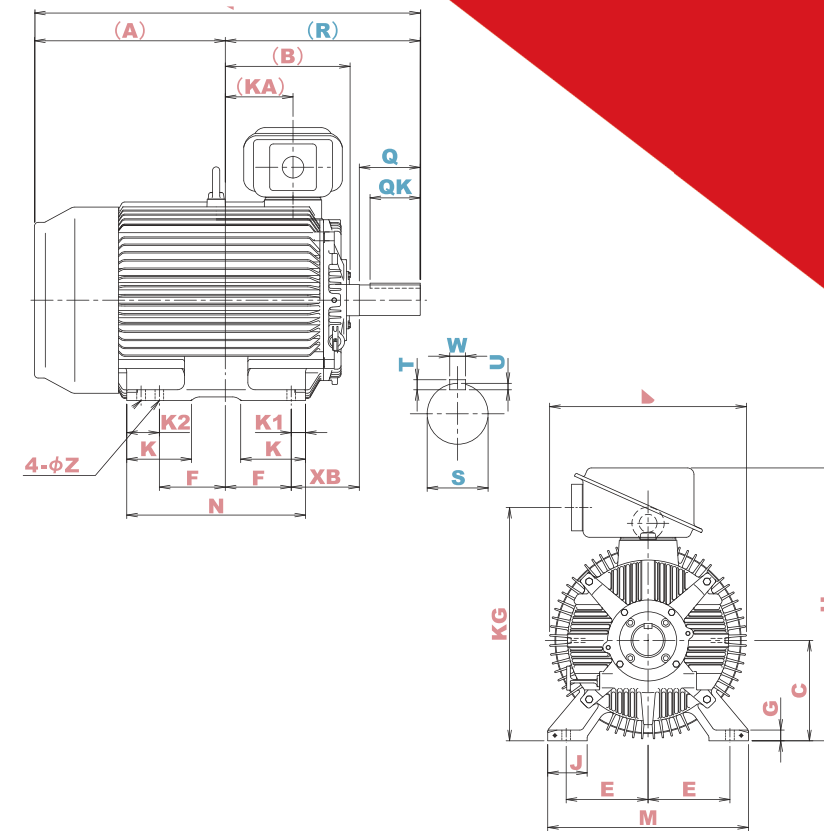


# TMEiC Motors Offer Complete Coverage



## Low and Medium Voltage Motor Specifications



**TMEiC Corporation**  
Office: 1325 Electric Road, Roanoke, VA, 24018, USA  
Mailing: 2060 Cook Drive, Salem, VA, 24153, USA  
Tel.: +1-540-283-2000; Fax: +1-540-283-2001  
Email: info@tmeic.com; Web: www.tmeic.com

**TMEiC Corporation - Houston Branch**  
2901 Wilcrest Dr., Houston, TX 77042, USA  
Tel.: +1-832-767-2680  
Email: OilGas@tmeic.com; Web: www.tmeic.com

**TMEiC Power Electronic Products Corporation**  
13131 W. Little York Road, Houston, Texas 77041, USA

**Toshiba Mitsubishi-Electric Industrial Systems Corporation**  
Tokyo Square Garden  
3-1-1 Kyobashi, Chuo-kyo, Tokyo, 104-0031, Japan  
Tel.: +81-0-3327-5511  
Web: www.tmeic.co.jp

**TMEiC Europe Limited**  
6-9 The Square, Stockley Park, Uxbridge, Middlesex,  
United Kingdom, UB7 7LT  
Tel.: +44 870 950 7220; Fax: +44 870 950 7221  
Email: info@tmeic.eu; Web: www.tmeic.com/Europe

**TMEiC Industrial Systems India Private Limited**  
Unit # 03-04, Third Floor,  
Block 2, Cyber Pearl, HITEC City, Madhapur,  
Hyderabad, 500081, Andhra Pradesh, India  
Tel.: +91-40-44434-0000; Fax: +91-40-4434-0034  
Email: inquiry\_india@tmeic.com; Web: www.tmeic.in

**Toshiba Mitsubishi-Electric Industrial Systems Corp (Beijing)**  
21/F, Building B, In.do Mansion, 48 Zhichunlu A, Haidian  
District, Beijing 100098, PRC  
Tel.: +86 10 5873-2277; Fax: +86 10 5873-2208  
Email: sales@tmeic-cn.com

**TMEiC – Sistemas Industriais da América do Sul Ltda.**  
Av. Paulista, 1439 cj72  
Bela Vista, CEP:01311-200  
São Paulo/SP, Brasil  
Tel: +55-11-3266-6161; Fax: +55-11-3253-0697

TMdrive is a registered trademark of Toshiba Mitsubishi-Electric Industrial Systems Corporation.  
TMEiC is a registered trademark of Toshiba Mitsubishi-Electric Industrial Systems Corporation.

All other products mentioned are registered trademarks and/or trademarks of their respective companies.

All specifications in this document are subject to change without notice. The above brochure is provided free of charge and without obligation to the reader or to TMEiC Corporation. TMEiC Corporation does not accept, nor imply, the acceptance of any liability with regard to the use of the information provided. TMEiC Corporation provides the information included herein as is and without warranty of any kind, express or implied, including but not limited to any implied statutory warranty of merchantability or fitness for particular purposes. The information is provided solely as a general reference to the potential benefits that may be attributable to the technology discussed. Individual results may vary. Independent analysis and testing of each application is required to determine the results and benefits to be achieved from the technology discussed. If you have any questions regarding your project requirements, please contact TMEiC Corporation at 540-283-2000.

## TMEiC Motor Specifications

Product	Induction Motors							Synchronous Motors		
	LV and MV TM21™-FII	Mill Motors TM-AC	MV Motors TM21-G	MV Motors TM21-MII	MV Motors TM21-L	Vertical Motors TM21-VL & VLL	High Speed (Custom design)	Main Drive Motor (Custom design)	Medium-High Power (Custom design)	High-Speed (Custom design)
Typical View										
Power	37-1,400 kW (50-1,870 hp)	44-370 kW (59-490 hp)	Up to 23,000 kW (30,800 hp)	Up to 3,550 kW (4,750 hp)	Up to 18,500 kW (25,000 hp)	Up to 6,500 kW (8,700 hp)	Up to 8,000 kW (10,720 hp)	12,000 kW	Up to 80,000 kW (107,240 hp)	Up to 80,000 kW (107,240 hp)
Speed	Up to 3,600 rpm	Up to 1,300 rpm	Up to 3,600 rpm	Up to 3,600 rpm	Up to 3,600 rpm	Up to 1,800 rpm, option > than 30 poles	Up to 11,900 rpm on VFD power	Up to 1,540 rpm	Very low speed up to 3,600 rpm	Up to 6,500 rpm
Voltage	Up to 6.9 kV	420 Vac max.	2 – 11 kV	2 – 11 kV	2 – 13.8 kV	2 – 13.8 kV	2.3 - 11 kV	Up to 6.6 kV	3.3 – 13.8 kV	Up to 13.8 kV
Enclosure	Totally Enclosed Fan Cooled –TEFC/ IP55	Totally Enclosed Forced Ventilated – TEFV Drip Proof Forced Ventilated – DPFV Totally Enclosed Non Ventilated – TENV	Weather Protected II-WPII/IP24W Totally Enclosed Air-to-Air-Cooled – TEAAC/IP54/IP55/ IP56 Totally Enclosed Water-to-Air- Cooled–TEWAC/ IP54/IP55/IP56	Open Drip Proof – ODP/IP22 Weather Protected II- WPII/IP24W Totally Encl. Air to Air Cooled –TEAAC/IP55 Totally Encl. Water to Air Cooled –TEWAC/IP55 Totally Encl. Separately (Pipe) Ventilated –TESV/ IP55	Open Drip Proof – ODP/IP22 Weather Protected II-WPII/IP24W Totally Encl. Air to Air Cooled –TEAAC/IP55 Totally Encl. Water to Air Cooled –TEWAC/ IP55 Totally Encl. Separately (Pipe) Ventilated – TESV/IP55	Open Drip Proof – ODP/ IP22 Weather Protected II-WPII/IP24W Totally Enclosed Air to Air Cooled –TEAAC/ IP55 Totally Enclosed Water to Air Cooled –TEWAC/ IP55	Totally Enclosed Air to Air Cooled–TEAAC/IP55 Totally Enclosed Water to Air Cooled – TEWAC/IP55 (Blower ventilated)	Totally Enclosed Water to Air Cooled –TEWAC	Totally Enclosed Air-Air Cooled–TEAAC/IP55 Totally Enclosed Water to Air Cooled –TEWAC/ IP55	Totally Enclosed Water to Air Cooled –TEWAC/ IP55
Classified Area	Exn, Extc, Exd	N/A	Exn, Exe	Exn, Exe, Exp, ExtD	Exn, Exe, Exp, ExtD	Exn, Exe, Exp	Exn, Exe, Exp	N/A	Exp	Exp
Rotor	Aluminum die cast rotor, or Copper rotor bars	Aluminum die cast rotor or Copper rotor bars	Copper rotor bars	Alum. die cast rotor Opt. copper rotor bars	Copper rotor bars	Copper rotor bars	Aluminum alloy rotor bars	Salient Poles	Cylindrical solid rotor for two-pole, salient pole all others	Cylindrical solid rotor, two-pole
Bearing Options	Ball & roller bearings, grease lubrication	Ball & roller bearings, grease lubrication	Ball bearings, grease lubrication Sleeve bearings	Ball & roller bearings, grease lubrication Sleeve bearings	Ball & roller bearings, grease lubrication Sleeve bearings	Antifriction bearings Tilting pad bearings	Magnetic bearings Tilting pad bearings	Sleeve Bearings	Sleeve bearings	Sleeve bearings Tilting pad bearings Magnetic bearings
Length	920 to 2,720 mm (36 to 107 in)	1,074 to 1,792 mm (42 to 71 in)	1,910 to 4,930 mm (75 to 194 inch)	1,580 to 4,130 mm (62 to 162 in)	2,400 mm and up (95 in and up)	2,500 to 6,000 mm (98 to 236 in)	Aprox 2,100 mm (83 in)	5,550 to 7,050 mm (219 to 278 in)	Approx. 8,100 mm (319 in)	8,100 mm (319 in)
Available Standards	IEC, NEMA, BS, AS, CSA, API	Based on JEC-2137 and IEC 60034-1	IEC, NEMA, BS, AS, IS, JEC	IEC, NEMA, BS, AS, CSA, API	IEC, NEMA, BS, AS, CSA, API	IEC, NEMA, BS, AS	IEC, NEMA, BS, AS	IEC, JEC	IEC	IEC
Major App.	Fans, Blowers, Compressors, Conveyors	Steel Mills, Aluminum Mills	Pumps, Compressors, Fans, Blowers	Fans, Blowers, Compressors, Mills, Conveyors	Fans, Blowers, Compressors, Mills, Conveyors	Pumps	Gearless Compressors	Metal Rolling Mills Turbo Compressors (Ind. Motors Also)	Mills, Blowers, Pumps, Compressors	Blowers, Gearless Compressors